



Partnering with India in Building a Better Tomorrow

We are India's largest home and institutional furniture manufacturer since 1936. With a focus on Make in India products, manufactured in state-of-the-art facilities that meet global design, quality, and testing standards.

Committed to modern nation-building, we deliver products, services, and initiatives that drive a greener, healthier, more progressive, and prosperous future.



125+ Years of Legacy 1000+ Projects Delivered Annually


With a rich legacy that spans over 125 years, Godrej is a pioneer across industries in India.

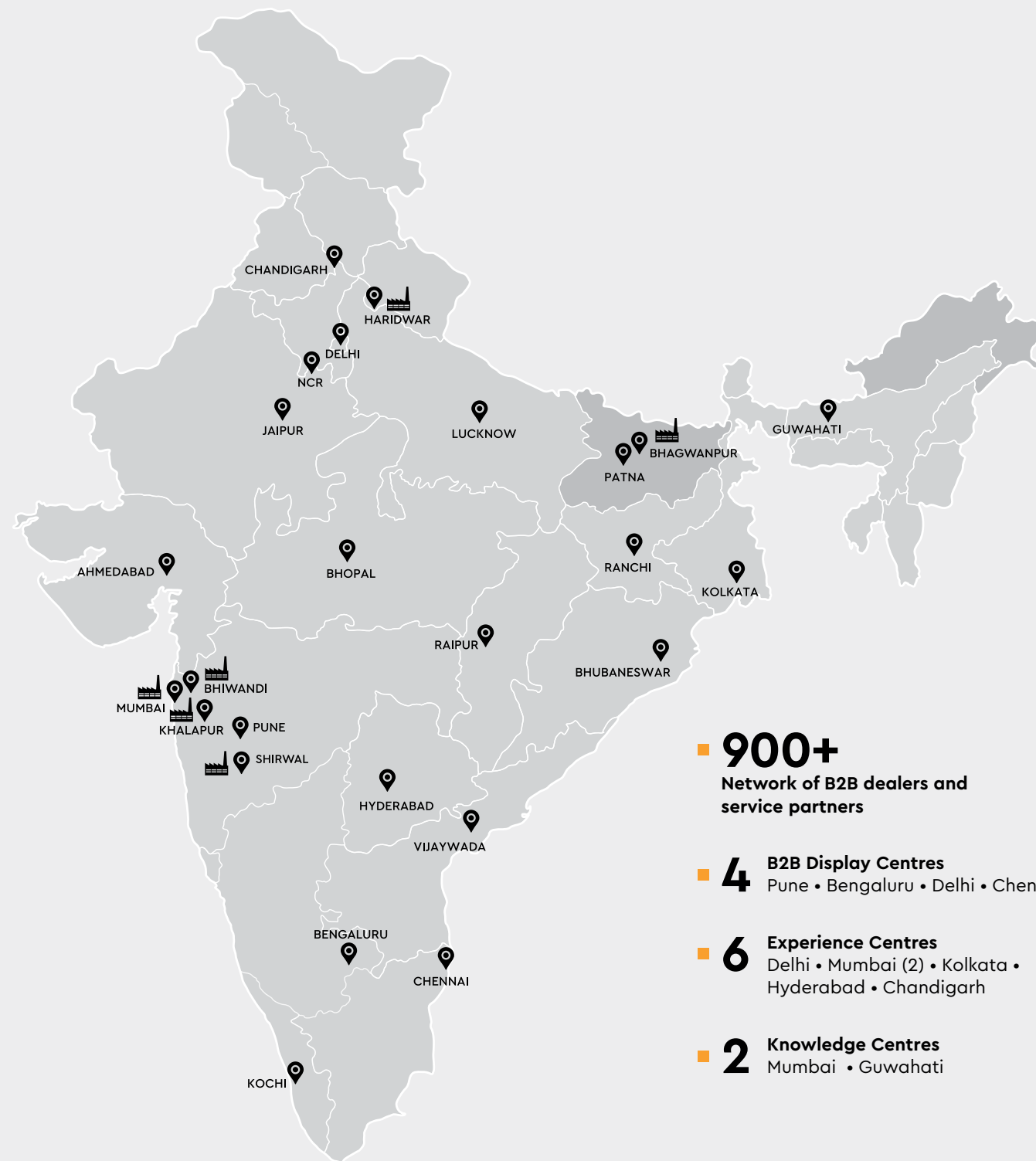
Led by India's largest in-house furniture design team, our aim is to transform spaces with thoughtfully-designed furniture. And our goal is to create brighter homes and offices with products that have the highest design quotient in aesthetics, functionality, and technology.

Godrej Interio at a glance

- India's largest home and institutional furniture manufacturer, since 1936; supporting nation building
- 95% ex-works TOC performance through project tools and dedicated team to ensure on-time project delivery
- Unique customisation capabilities
- Winner of 34 India Design Mark Awards to date

Widest product portfolio across product lines

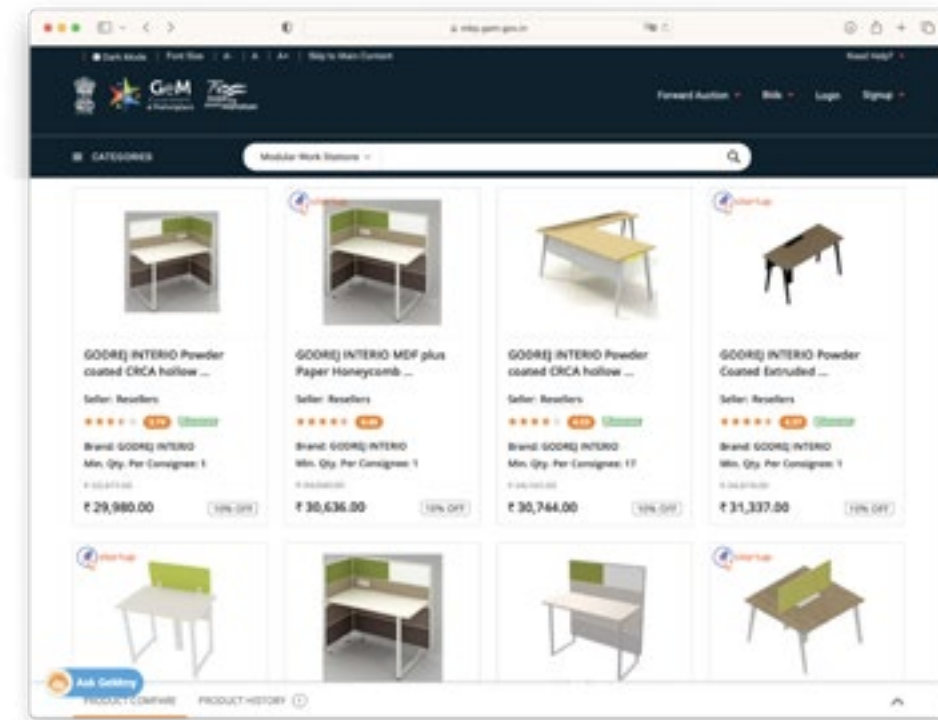




- **900+**
Network of B2B dealers and service partners
- **4** B2B Display Centres
Pune • Bengaluru • Delhi • Chennai
- **6** Experience Centres
Delhi • Mumbai (2) • Kolkata • Hyderabad • Chandigarh
- **2** Knowledge Centres
Mumbai • Guwahati

Our All-India Presence

Get complete access to our wide range of educational solutions across our 900+ dealers and partners in India. Manufactured at our facilities in Vikhroli, Shirwal, Khalapur, Haridwar, and Bhagwanpur, all our products pass through multiple stringent quality checks before they reach you.



Rating of 4+ on GeM Compliant and Widely Available

Godrej Interio is the largest umbrella brand listed on the GeM portal: in 80+ categories under furniture and 190+ categories under office space. Interio has an overall rating of 4+ based on various parameters such as Delivery, Quality, Reliability and Feedback by buyers.

- Among **Top 15** Sellers Registered On GeM
- **60,000+** Product Listings
- **365+** Re-seller Network
- **100+** GeM Categories
- Products Listed In This Dossier Are Available On GeM Portal
- Additional Products Can Be Made Available As Per Requirement

Enforcing Green at Every Step

At Godrej Interio, our sustainability goals are ambitious. We do not just talk, we walk the talk.

We take our work seriously because we know our products and services touch people, transform lives, and change the world.

When we add the element of sustainability and green living into what we do, we infuse hope giving life to the promise of a better future, not only for people but for the planet as a whole.

Godrej interio
talk green.
walk green.



Materials

- Design for Environment
- Green Materials
- LCA



Transportation

- Green Modes of Transportation



Manufacturing

- Energy Efficiency
- Zero Waste Water Discharge
- Renewal Energy
- Zero Waste Landfill



In Use

- Low Emitting Products
- Green Certification
- AMC



Packaging

- Flat Packaging
- Right Packaging



End Of Life

- Recycling Programme
- Safe Disposal

India's First Net Zero Energy Building.

- CII certified state-of-the-art manufacturing facilities across 6 locations
- Designed for the environment: Cradle to grave journey monitored



Largest Portfolio of Certified Products

	89+ GreenPro	29+ Greenguard	38+ Greenguard Gold	37+ GRIHA	18+ BIFMA Level 2	72+ SCS Indoor Advantage Gold

Towards Healthier Workspaces

Godrej interio
wellness@work

- Team of certified doctors / ergonomists to assist employee health and productivity challenges at workplace
- Ergonomics Programme helps organisations improve employee comfort, lowers injuries arising out of sedentary lifestyle at work
- Initiatives help reduce healthcare cost
- Team is backed by research and advisory experience spanning corporate, government and healthcare organisations



Storage

Page 158

**Aisle and Back
Storage**

Page 182

**Personal
Storage**

Page 196

**Conventional
Storage**

Page 175

Display Storage

Page 188

**High Density
Storage**

Reserve Plus Storage Unit



Reserve Plus Storage Unit

Features

- Designed to support diverse work activities, the Reserve Plus modular storage range transforms office layouts into efficient workspaces.
- From a single unit to a multiple storage layout, each carcass connects to the other with exceptional fit-finish and strength, creating a uniform design language.
- Place the various units individually or together to create a unique combination. Three colour schemes that complement any interior space.
- Planter boxes and standing table units act as zone dividers, creating defined neighbourhoods and spaces for dynamic workflows.

Open Shelves



Pair with

Hinged Door



Standing Table



Lateral Filing Cabinet



Planter



Configurations


Standing Table | LFC & Planter Unit | Standing Table



Hinged Door Unit | Open Shelf Unit | Hinged Door Unit | Open Shelf Unit | Hinged Door Unit




Glass Door Unit → Pg 150 | Open Shelf Unit | Glass Door Unit → Pg 150 | Open Shelf Unit



Reserve Plus Storage Unit

Measurements

Open Shelves / Hinged Door



Top	Height	Width	Depth	Loading Levels	Colour Options
Wood	75.0	75.0/90.0	47.0	2	
	103.5/121.5	60.0/75.0/90.0/120.0	47.0	3	
	135.2	60.0/75.0/90.0	47.0	3	
Metal	102.0/120.0	60.0/75.0/90.0/120.0	47.0	3	
	133.7	60.0/75.0/90.0	47.0	3	


Reserve Plus Storage Unit

Measurements


Lateral Filing Cabinet



Planter



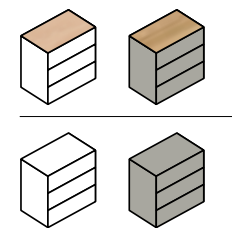
Standing Table



Lateral Filing Cabinet

Top	Height	Width	Depth	Loading Levels
Wood	103.5/121.5	90.0	47.0	3
	135.2	90.0	47.0	4
Metal	102.0/120.0	90.0	47.0	3
	133.7	90.0	47.0	4

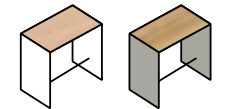
Colour Options



Standing Table

Top	Height	Width	Depth
Wood	103.5	90.0/120.0	47.0

Colour Options

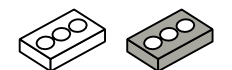


*Can be booked only with same height Wooden Top Reserve Plus HDU/OSU/LFC

Planter

Height	Width	Depth	Pots
22.5	60.0/75.0	47.0	2
22.5	90.0	47.0	3
22.5	120.0	47.0	4
22.5	150.0	47.0	5

Colour Options



*20mm to be added to total width of layout to account for set of LH+RH end panels

Cushion LFC

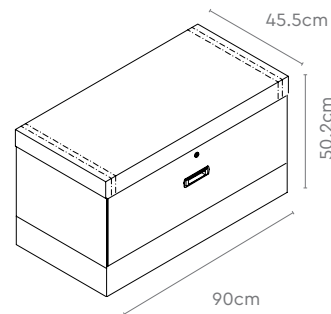
Features

- The precision telescopic slider mechanism makes the drawer movement effortlessly smooth.
- An anti-rebound mechanism helps prevent the drawer from coming out after it is pushed in.
- Comes with an anti-tipping mechanism that allows only one drawer to be opened at a time, helping prevent the cabinet from toppling over.
- Comes in wooden top and metal top. Available with two-, three-, and four-drawer options.
- 100% VOC-free powder coating.

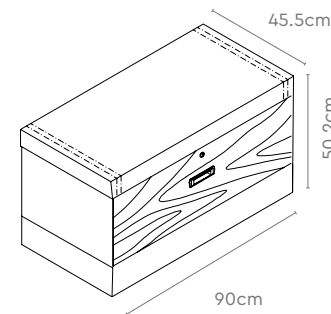


Measurements

Metal



Wooden



All sizes in cm

Metal & Wooden

Width

Depth

Height

90.0 45.5 50.2

Echo

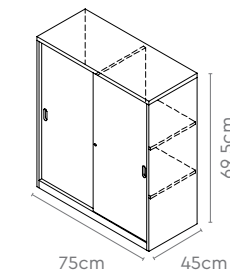
Features

- Available in two ranges — Sliding Door units and Hinge Door units.
- All wood range products come with intelligent optimisation of the boards.
- Its geometric design and structure allows for easy assembly, portability, and compact storage.
- White laminate is used for the shelves, divider panels, and back panel, giving your interiors a light and spacious look.

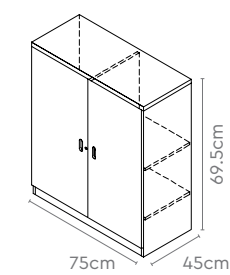


Measurements

Echo SDU



Echo HDU



All sizes in cm

Width Depth

Height

Echo SDU 75.0/90.0/105.0/120.0 45.0 69.5/74.0/104.0/106.0/119.0/121.9

Echo HDU 45.0/75.0/90.0/105.0 45.0 69.5/74.0/104.0/106.6/119.0/121.9

Vertical Filing Cabinet

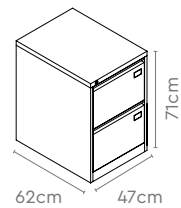
Features

- The precision telescopic slider mechanism makes the drawer movement effortlessly smooth.
- An anti-rebound mechanism helps prevent the drawer from coming out after it is pushed in.
- Comes with an anti-tipping mechanism that allows only one drawer to be opened at a time, helping prevent the cabinet from toppling over.
- Comes in three colour swatches and two drawer options.

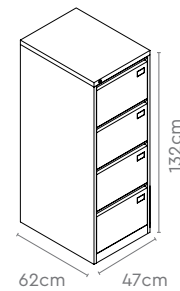


Measurements

2 Drawer VFC



4 Drawer VFC



All sizes in cm	Width	Depth	Height
2 Drawer VFC	47.0	62.0	71.0
4 Drawer VFC	47.0	62.0	132.0

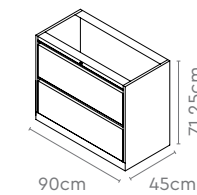
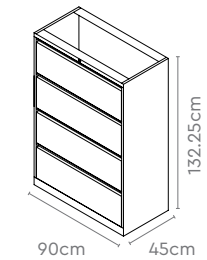
Lateral Filing Cabinet

Features

- The Lateral Filing Cabinet is a minimalistic and sturdy storage option that enables easy access to all your files at one go.
- Ideal for aisles, it comes with anti-tipping and anti-rebound mechanisms to ensure maximum user safety.
- Available in two sizes and drawer configurations to meet all your needs.



Measurements

2 Drawer LFC
(with Metal Top)4 Drawer LFC
(with Metal Top)

All sizes in cm	Width	Depth	Height
2 Drawer LFC (with Laminate Top)	90.0	45.0	73.75
2 Drawer LFC (with Metal Top)	90.0	45.0	71.25
4 Drawer LFC (with Laminate Top)	90.0	45.0	134.75
4 Drawer LFC (with Metal Top)	90.0	45.0	132.25

Pigeon Hole

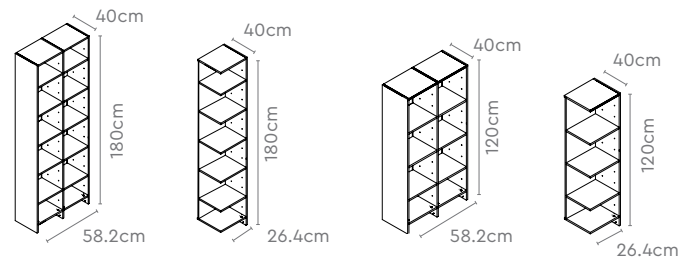
Features

- This storage solution assists in organising and compartmentalising your mail, packages, and couriers.
- Great for organising mailrooms in schools, offices, corporates and government institutions.



Measurements

6' Main Module 6' Add-on Unit 4' Main Module 4' Add-on Unit



All sizes in cm	Width	Depth	Height
6 Feet Main	58.2	40.0	180.0
6 Feet Add-on	26.4	40.0	180.0
Internal Dimensions of 1 Compartment (6 Feet)	26.4	40.0	27.0
4 Feet Main	58.2	40.0	120.0
4 Feet Add-on	26.4	40.0	120.0
Internal Dimensions of 1 Compartment (4 Feet)	26.4	40.0	27.0

Ascend

Features

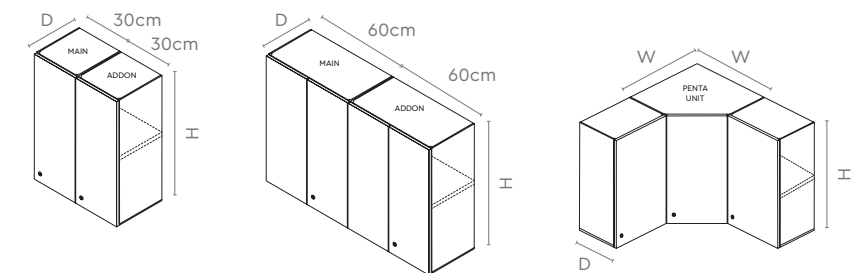
- Elegant wall-mounted overhead storage cabinets that help declutter workstations, and maximise office space.
- Thoughtfully-designed, they are modular and can be customised to your space.
- The handle-less shutter gives it a sleek look, with the opening contact of the storage conveniently placed at the lowest point.
- Features like soft-closing shutters add to the aesthetic appeal. Classic warm tones of natural wood and neutral-toned metal shutters let these cabinets easily integrate with the overall office aesthetics.



Design Registered



Measurements



All sizes in cm	Width	Depth	Height
Ascend	30.0/45.0/60.0/90.0	31.0	78.5
Ascend (Penta Corner Unit)	60.0	31.0	78.5

1. Penta Unit can only be installed when two adjacent walls are perpendicular to each other at corner.
2. Penta Unit consists of adjacent width 600mm x 600mm unit with 45 Cut out at front.

Sliding Door Unit



Features

- Equipped with adjustable shelves that provide flexible space options for various storage needs.
- Its sliding door construction makes the most of your aisle space.
- Snap-on die-cast lock keeps it secure, while making it aesthetic.
- Comes with plastic rollers with steel ball bearings for effortlessly smooth door movement.
- Lower-height units come in wooden and metal top options.

Measurements

All sizes in cm

	Width	Depth	Height
VSDU-2 (with Metal Top)	90.0	45.0	71.0
VSDU-2 (with Laminate Top)	90.0	45.0	73.5
VSDU-5 (with Metal Top)	90.0	45.0	116.75
VSDU-5 (with Laminate Top)	90.0	45.0	119.25
VSDU-6 (with Metal Top)	90.0	45.0	132.0
VSDU-6 (with Laminate Top)	90.0	45.0	134.5
VSDU-7 (with Metal Top)	90.0	45.0	183.0
VSDU-9 (with Metal Top)	120.0	45.0	71.0
VSDU-9 (with Laminate Top)	120.0	45.0	73.5
VSDU-10 (with Metal Top)	120.0	45.0	86.25
VSDU-10 (with Laminate Top)	120.0	45.0	88.75
VSDU-12 (with Metal Top)	120.0	45.0	116.75
VSDU-12 (with Laminate Top)	120.0	45.0	119.25

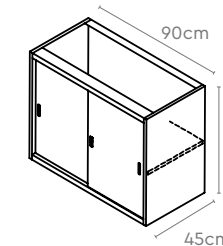
Sliding Door Unit

Features

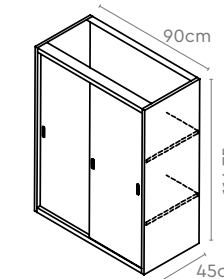
- Equipped with adjustable shelves that provide flexible space options for various storage needs.
- Its sliding door construction makes the most of your aisle space.
- Snap-on die-cast lock keeps it secure, while making it aesthetic.
- Comes with plastic rollers with steel ball bearings for effortlessly smooth door movement.
- Lower-height units come in wooden and metal top options.

Measurements

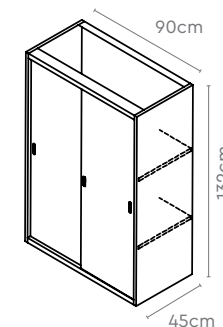
VSDU-2
(with Metal Top)



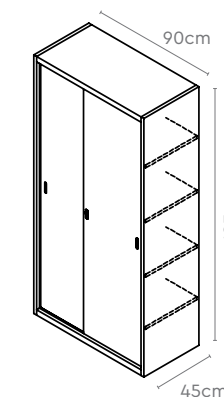
VSDU-5
(with Metal Top)



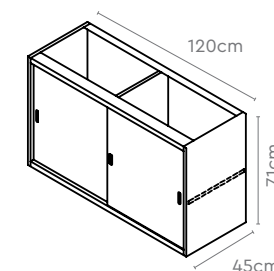
VSDU-6
(with Metal Top)



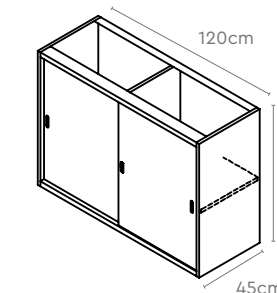
VSDU-7
(with Metal Top)



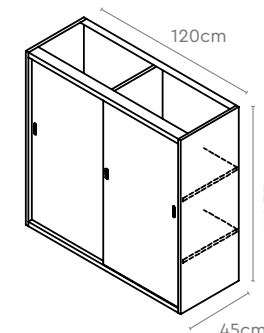
VSDU-9
(with Metal Top)



VSDU-10
(with Metal Top)



VSDU-12
(with Metal Top)



Gain Pro Storage Unit

Features

- Gain Pro Storage optimises floor space, improves workflow, and enriches productivity.
- No matter the size of the room, every available space, from floor to ceiling and wall to wall, is aptly utilised to meet your storage requirements.
- Can be paired with any of our secure locking systems, be it Cam, Digital or Numeric locks, now with a three-point locking mechanism.
- Also available in metal and glass combination door units for displaying awards, books, collectables and momentos.




Design Registered




Measurements

Hinge Door (Metal)

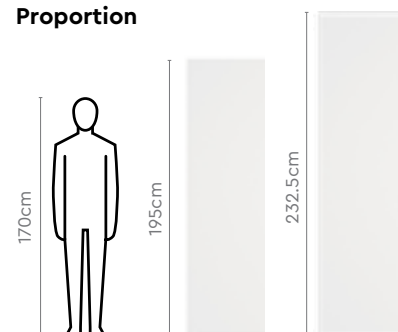


Hinge Door (Wood)



45cm and 60cm wide units are available as add-ons ONLY.
90cm and 120cm wide units are available as standalone, main and add-ons.

Proportion



All sizes in cm	Width	Depth	Height
Hinge Door (Metal) – Add on Unit	45.0/60.0	45.0	195.0/232.5
Hinge Door (Wood) – Standalone	90.0/120.0	45.0	195.0/232.5
Hinge Door (Wood) – Main Unit	90.0/120.0	45.0	195.0/232.5
Hinge Door (Wood) – Add on Unit	90.0/120.0	45.0	195.0/232.5

Mobile Caddy

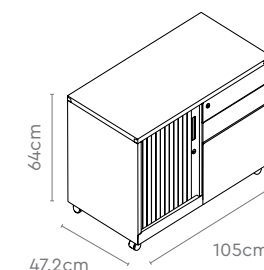


Features

- The Mobile Caddy's complete knock-down construction enables customised arrangements for different work situations.
- It's ideal for both teams and individual requirements.
- Comes with lockable castors for outer body, and an anti-tilt castor for the pedestal, thereby ensuring flexibility and overall stability.
- Available in TDU+RH Drawer or TDU+LH Drawer configurations.

Measurements

Mobile Caddy



All sizes in cm	Width	Depth	Height
Mobile Caddy	105.0	47.2	64.0

Cell Phone Lockers

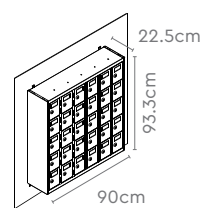
Features

- The Cell Phone Locker comes in two variants: 30- or 60-door wall mounting or standalone (with aluminium base).
- Comes with an 180-degree opening door for more convenience, and is available in a fully assembled construction.
- Ideal for workspaces with limited wall space.
- Can be used to store cell phone, wallets and other day-to-day valuables, be it at a school, office, or at home.

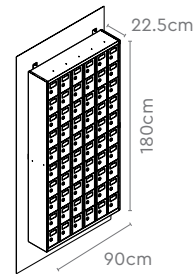


Measurements

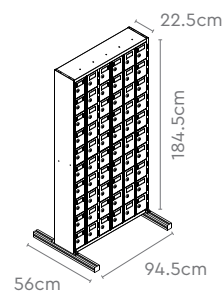
30 Door Locker
Wall Mounted



60 Door Locker
Wall Mounted



60 Door Locker
Stand Fixed



All sizes in cm	Width	Depth	Height
30 Door Locker Wall Mounted	90.0	22.5	93.3
60 Door Locker Wall Mounted	90.0	22.5	180.0
60 Door Locker Stand Fixed	94.5	56.0	184.5

Tambour Door Unit

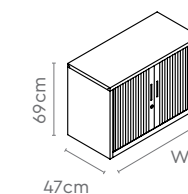


Features

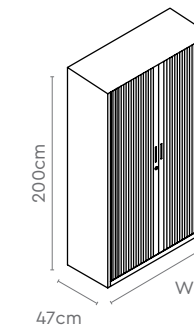
- Tambour doors roll inward, ensuring that space is not obstructed when in use.
- Adds to the aesthetics of your space, thanks to its translucent double shutters.
- Comes with central locking for optimal security.

Measurements

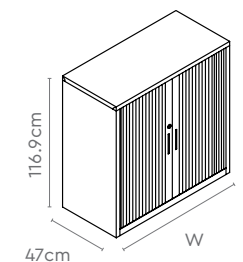
TDU – Variant 1



TDU – Variant 2



TDU – Variant 3



All sizes in cm	Width	Depth	Height
TDU – Variant 1	75.0	47.0	69.0/116.9
TDU – Variant 2	90.0	47.0	69.0/116.9/200.0
TDU – Variant 3	120.0	47.0	69.0/116.9/200.0

Horizontal Plan Filing Cabinet

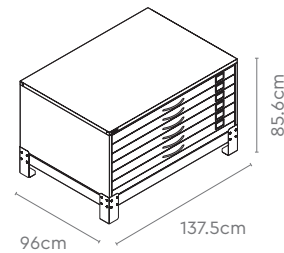


Features

- An ideal architectural storage solution that helps store drawing or plan files laterally.
- It has six drawers with ample storage and label holders for each one.
- It is mounted on a stand with a clearance of 125mm that facilitates easy floor cleaning.
- Its complete knock-down construction with pop-rivets makes it a good solution for quick installation and easy transportation.

Measurements

HPFC



All sizes in cm	Width	Depth	Height
HPFC	137.5	96.0	85.6

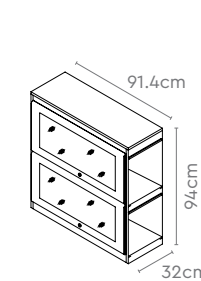
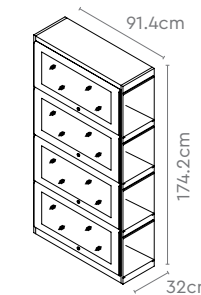
Bookcase

Features

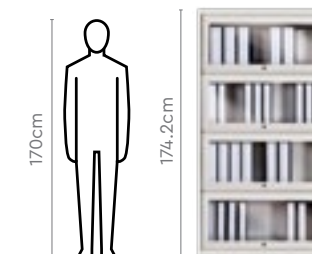
- Each door is designed with a scissor mechanism for smooth and parallel movement of doors.
- The minimalistic design features a robust construction due to its CRCA steel frame while the cam lock keeps the contents secure and safe.
- The transparent toughened glass exterior allows individuals to read the titles of the book without having to open the bookcase.
- Available in 2- and 4-door variants.



Measurements

2 Door Book Case
(Laminate Top)4 Door Book Case
(Metal Top)

Proportion



All sizes in cm	Width	Depth	Height
2 Door Bookcase with Laminate Top	91.4	32.0	94.0
4 Door Bookcase	91.4	32.0	174.2

Radiance



Design Registered

Features


- The Radiance bookshelf is a perfect fit for modern-day libraries, clutter-free break rooms, and savvy media centres.
- The shelving provides an improved and evenly distributed load-bearing capacity per shelf.
- Accessories like the rollout tray, book separators, and name tags provide an enhanced document management experience.
- Its sleek aesthetics complement large and cosy spaces with equal ease and grace.

Measurements

Wall-sided Unit SR1




Wall-sided Unit SR3



Wall-sided Unit SR2



Wall-sided Unit SR4



Radiance

Features

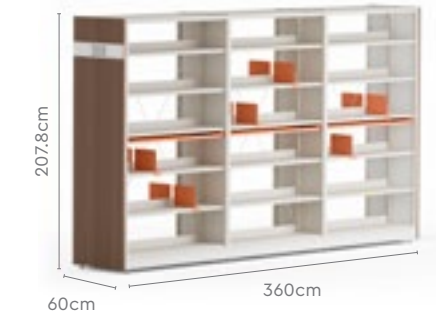
- The Radiance bookshelf is a perfect fit for modern-day libraries, clutter-free break rooms, and savvy media centres.
- The shelving provides an improved and evenly distributed load-bearing capacity per shelf.
- Accessories like the rollout tray, book separators, and name tags provide an enhanced document management experience.
- Its sleek aesthetics complement large and cosy spaces with equal ease and grace.

Measurements

Double-sided Unit DR1




Double-sided Unit DR3



Double-sided Unit DR2



Double-sided Unit DR4



All sizes in cm

	Width	Depth	Height
Wall-sided Unit SR1	120.0	30.0	207.8
Wall-sided Unit SR2	240.0	30.0	207.8
Wall-sided Unit SR3	360.0	30.0	207.8
Wall-sided Unit SR4	480.0	30.0	207.8
Double-sided Unit DR1	120.0	60.0	207.8
Double-sided Unit DR2	240.0	60.0	207.8
Double-sided Unit DR3	360.0	60.0	207.8
Double-sided Unit DR4	480.0	60.0	207.8

Glass Door Storwel

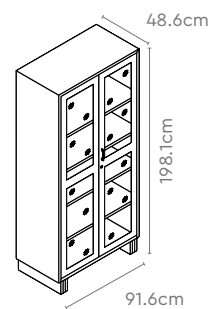
Features

- The Glass Door Storwel provides safe and convenient storage of books, administrative files, and stationery items.
- Comes with four adjustable shelves that provide ample storage for a wide range of items. It also features a two-way locking mechanism with shooting bolts, ensuring maximum protection for belongings.
- The glass door is both visually appealing and provides a clear view of the contents inside.



Measurements

Glass Door Storwel



All sizes in cm	Width	Depth	Height
Glass Door Storwel	91.6	48.6	198.1

Gain Pro Display Unit

Features

- This display unit has an extensive storage capacity for books, records, files, etc.
- Its minimal style makes it an aesthetic addition to any workspace.
- Being extremely adaptable from floor to ceiling and wall to wall, it can optimise any space big or small.
- Its versatile modules can be configured as clusters, standalone units or in custom combinations to cater to all your storage needs.

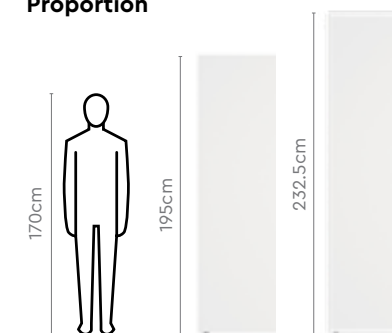


Measurements

Glass Door



Proportion



All sizes in cm	Width	Depth	Height
Glass Door	45.0/60.0/90.0/120.0	45.0	195.0/232.5

Gain Pro Combi Storage

Features

- With a combination of closed doors and glass doors for display, this unit caters to a diverse range of storage needs.
- Sleek glass doors add elegance for showcasing art pieces, décor, greenery, or books.
- Comes in different sizes that can be used as standalone units or clustered together, making it a versatile option for keeping files, momentos, stationery, etc. organised and secure.



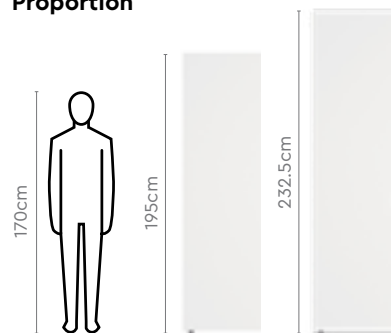
Design Registered

Measurements

Combi Door



Proportion



All sizes in cm	Width	Depth	Height
Combi Door	45.0/60.0/90.0/120.0	45.0	195.0/232.5

Sliding Glass Door Unit

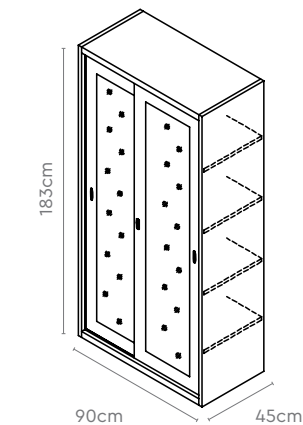
Features

- The Sliding Glass Door Unit saves aisle space, and forms an aesthetic backdrop to your office space.
- Adjustable shelves provide flexibility in storage layouts and type.
- Comes with aesthetically appealing snap-on die-cast lock for security.
- Plastic rollers with steel ball bearings aid smoother door movement.



Measurements

VSDU-8 (with Metal Top)



All sizes in cm	Width	Depth	Height
VSDU-8 (with Metal Top)	90.0	45.0	183.0

Nova

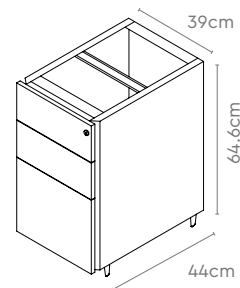
Features

- An efficient personal storage solution that makes your work desk clutter-free.
- Available in free-standing and top-supporting options.
- Comes complete with an anti-rebound mechanism to preempt hurt, injury or damage.

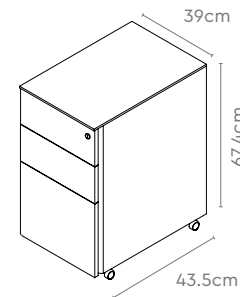


Measurements

Free-standing
BBF Pedestal



Top-supporting
BBF Pedestal



All sizes in cm	Width	Depth	Height
Free-standing BBF Pedestal	39.0	44.0/59.0	64.6
Top-supporting BBF Pedestal	39.0	43.5	67.4

Wooden PLU

Features

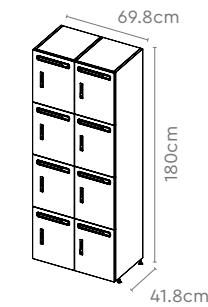
- The aesthetic design of the Wooden PLU is versatile enough to be used anywhere in your institute.
- A wide range of locking systems from classic key-based locks to cutting-edge keyless solutions provide easy access and top-level security.*
- Equipped with an envelope slot and a nameplate, making it easy to identify your personal locker.

*Types of locks provided:
CAM lock, Digital Lock and
Numeric Lock.

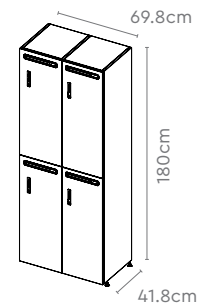


Measurements

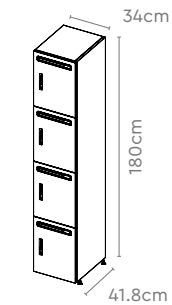
8 Door
Main Module



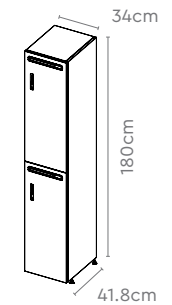
4 Door
Main Module



4 Door
Add On Module



2 Door
Add On Module



All sizes in cm	Width	Depth	Height
Main Unit	69.8	41.8	180.0
Add On Unit	34.0	41.8	180.0

Gain Pro Locker Unit




Features

- Gain Pro lockers make optimum use of the floor space.
- It can substitute dedicated individual pedestals at each workstation. Frees up floor space substantially.
- Each locker shelf comes with a load-bearing capacity of up to 20 kgs, making it more than enough for everyday office storage needs.
- Ideal for keeping personal belongings, packages, mail, etc. organised and secure. Also available with envelope slots.

* The minimum offering includes one locker and an add-on.

Measurements

2 Doors without envelope slot



4 Doors without envelope slot



6 Doors without envelope slot



2 Doors with envelope slot



4 Doors with envelope slot



6 Doors with envelope slot



Gain Pro Locker Unit

Features

- Gain Pro lockers make optimum use of the floor space.
- It can substitute dedicated individual pedestals at each workstation. Frees up floor space substantially.
- Each locker shelf comes with a load-bearing capacity of up to 20 kgs, making it more than enough for everyday office storage needs.
- Ideal for keeping personal belongings, packages, mail, etc. organised and secure. Also available with envelope slots.

* The minimum offering includes one locker and an add-on.

Measurements

2 Door Unit Cluster



4 Door Unit Cluster



6 Door Unit Cluster



All sizes in cm

	Width	Depth	Height
Locker	37.5	47.0	195.0

Reserve Plus Locker Unit


Features

- Reserve Plus lockers offer an efficient space-saving solution for personal storage in the workplace.
- Configurable in multiples of 4-door and 6-door units, the compact lockers maintain a more organised workspace with employees having easy access to their personal belongings, when needed.
- A secure locking system ensures employees have control over their unique space.
- Choice of powder coatings in Sugar White and/or Gargoyle. The top, finished in Siam Teak or Riviera Oak, adds a touch of elegance.




Measurements

4 Doors Locker Unit
(2 Shutters per vertical)



8 Doors Locker Unit
(2 Shutters per vertical)



Shutters per vertical	Top	Height	Shutter Width	Width	Depth
2	Wood	103.5/121.5	30.0	62.0/122.0	47.0
		103.5/121.5	37.5	77.0/152.0	47.0
	Metal	102.0/120.0	30.0	62.0/122.0	47.0
		102.0/120.0	37.5	77.0/152.0	47.0

* All locker units available with metal as well as wooden top options

Reserve Plus Locker Unit

Features


- Reserve Plus lockers offer an efficient space-saving solution for personal storage in the workplace.
- Configurable in multiples of 4-door and 6-door units, the compact lockers maintain a more organised workspace with employees having easy access to their personal belongings, when needed.
- A secure locking system ensures employees have control over their unique space.
- Choice of powder coatings in Sugar White and/or Gargoyle. The top, finished in Siam Teak or Riviera Oak, adds a touch of elegance.

Measurements


6 Doors Locker Unit
(3 Shutters per vertical)




12 Doors Locker Unit
(3 Shutters per vertical)



6 Doors Locker Unit
(3 Shutters per vertical)



12 Doors Locker Unit
(3 Shutters per vertical)



Shutters per vertical	Top	Height	Shutter Width	Width	Depth
3	Wood	121.5	30.0	62.0/122.0	47.0
		121.5	37.5	77.0/152.0	47.0
	Metal	120.0	30.0	62.0/122.0	47.0
		120.0	37.5	77.0/152.0	47.0

Optimizer Plus

The Optimizer Plus is an intelligent mobile storage system which saves on aisle spaces unlike other storages. It comes in Push-Pull, Drive, and Power Drive options, complete with the highest standards of safety, security, and ease of use.



Power Drive



Drive



Push-Pull



Optimizer Plus

Common Features



Name Tag




Adjustable Shelves & File Separator



Cross Member Back Panel (Left) & Solid Back Panel (Right)

Accessories



Instadex File with Cradle Pair



Rollout Shelf



Hinged Doors with Locking



Stool

Optimizer Plus

With Power Drive



Patent Filed & Design Registered



Features

- The Smart Touch Control Panel has multiple functions like Start, Stop, Reset, and Unlock. It is located at a convenient height for easy access.
- Equipped with a centralised locking system that ensures maximum security for your documents.
- The central power switch makes it easy to operate.
- The product is easy to install. It can be fixed directly on the floor or embedded in a wooden platform, eliminating the need for grouting and civil floor work.
- The innovative design fully complies with international safety standards, ensuring an exceptional user experience.

Measurements

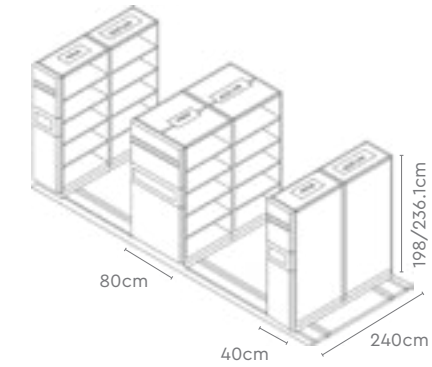


All sizes in cm	Width	Depth	Height
Optimizer Plus: Power Drive	120.0	40.0	198.0/236.1

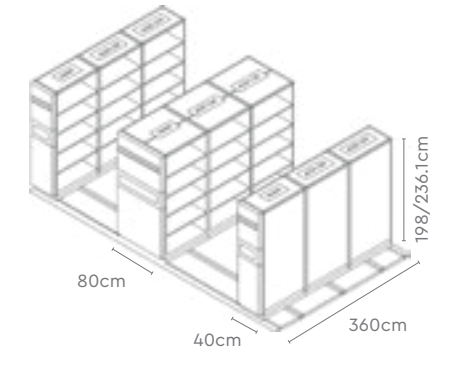
Optimizer Plus with Power Drive

Measurements

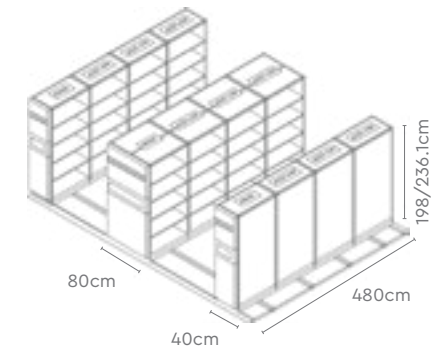
M2 Motorized with Platform



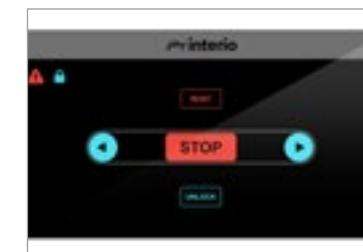
M3 Motorized with Platform



M4 Motorized with Platform




Details



Smart Touch Control Panel



Centralised Locking



Central Power Switch



Wooden Platform

Optimizer Plus

With Drive



Design Registered



Features

- Drive comes with an ergonomically designed and positioned wheel that provides a firm grip for operation, while sprucing up the aesthetics of your storage area.
- Has individual locking knobs for each unit for additional safety.
- The front and rear panels are designed with perforations for ventilation.
- Centralised locking system ensures maximum security of all your documents.
- Easy to install as it can be fixed directly on the ground or be embedded in the pavement, which eliminates grouting and eliminates civil floor work.

Measurements

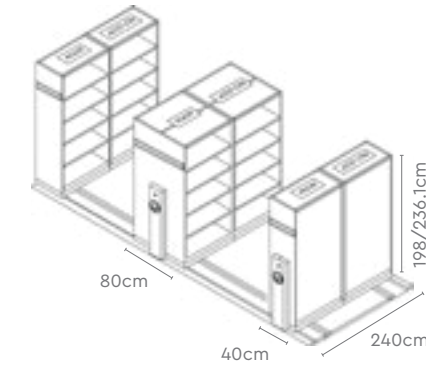


All sizes in cm	Width	Depth	Height
Optimizer Plus: Drive	120.0	40.0	198.0/ 236.1

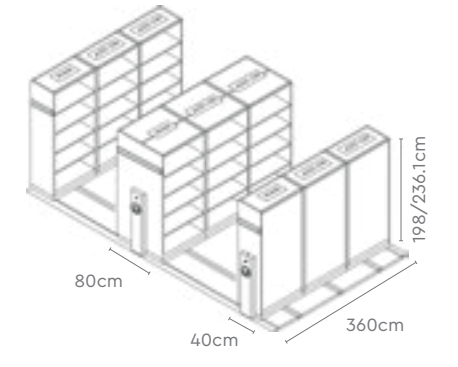
Optimizer Plus with Drive

Measurements

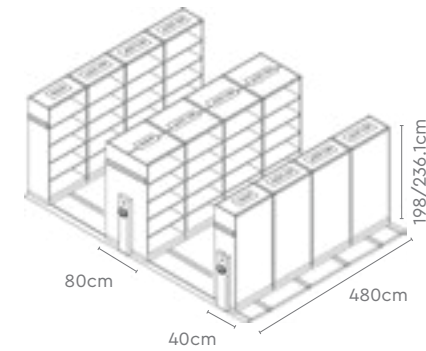
D2 Drive Type



D3 Drive Type




D4 Drive Type




Details



Centralised Locking



Locking Knob on Each Unit



Ventilation Ready



Wooden Platform

Optimizer Plus

With Push-Pull



Design Registered



Features

- Push-Pull has a contemporary design that complements any indoor ambience.
- Comes equipped with C-shaped handles that minimise the effort and facilitate smooth movement of the units.
- The front and rear panels are designed with perforations for ventilation.
- Centralised locking system ensures maximum security of all your documents.
- A locking stiffener is provided on the last unit to lock all units at the same time.

Measurements

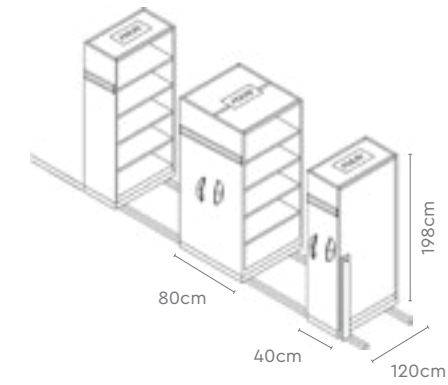


All sizes in cm	Width	Depth	Height
Optimizer Plus: Push-Pull	120.0	40.0	198.0

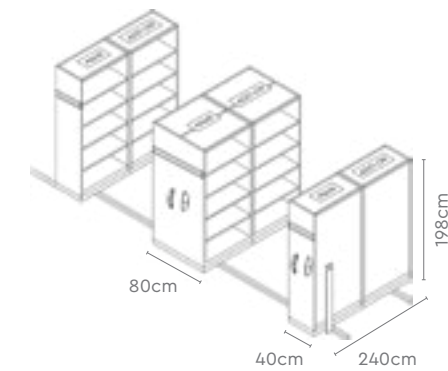
Optimizer Plus with Push-Pull

Measurements

P1 Push-Pull Type



P2 Push-Pull Type



Details



Ventilation Ready

Centralized Locking



Push-Pull Handle

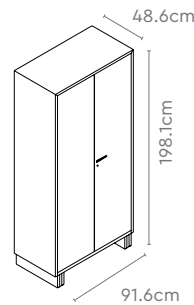
Storwel Plain

Features

- The Storwel Plain provides safe and convenient storage of books, administrative files, stationery, etc.
- Comes with four adjustable shelves that can store just about anything, and with a three-way bolting device, and a six-lever lock for maximum security.
- The all-metal body gives it a classic look and feel.



Measurements



All sizes in cm	Width	Depth	Height
Storwel Plain	91.6	48.6	198.1

KD Range

KD Plain



KD Minor

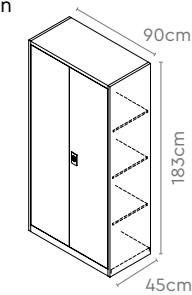


Features

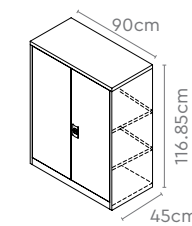
- The KD Range provides safe and convenient storage of books, administrative files, stationery, etc. Its shelves are adjustable and can store just about anything.
- The all-metal body gives it a classic look and feel. Its knock-down construction makes it easy to assemble and disassemble.
- KD Plain comes with four adjustable and a three-way bolting device.
- KD Minor comes with two adjustable shelves. It comes with a three-way bolting device and six-lever lock for maximum security.

Measurements

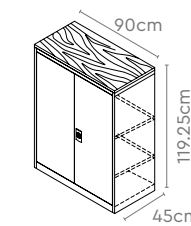
KD Plain



KD Minor (with Metal Top)



KD Minor (with Laminate Top)



All sizes in cm	Width	Depth	Height
KD Plain	90.0	45.0	183.0
KD Minor (with Metal Top)	90.0	45.0	116.85
KD Minor (with Laminate Top)	90.0	45.0	119.25